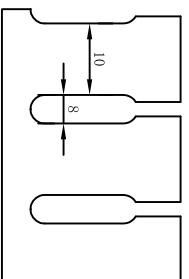
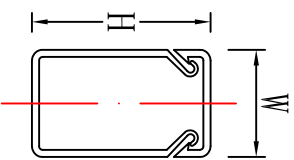
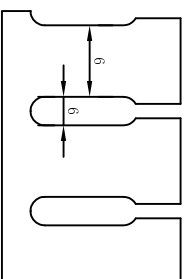
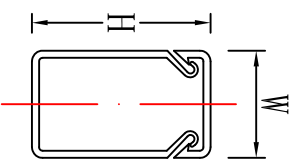


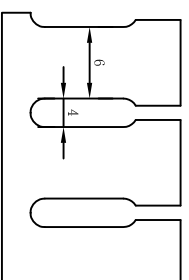
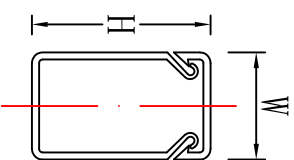
料号 Part NO.	品名 Parts Name	型号 Part NO.	出线孔尺寸 Slot Hole Size	宽*高 W*H (mm)	电线容量	槽底固定孔 Mounting Hole Dimension
30-GW-4040	绝缘配线槽	GW-4040	S/M/L	40*40	60-70	Small



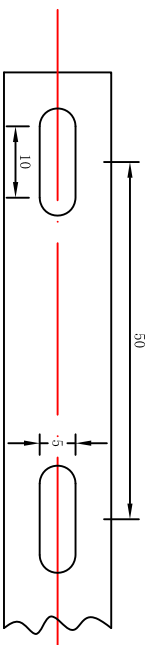
Slot Hole Size
L=8MM



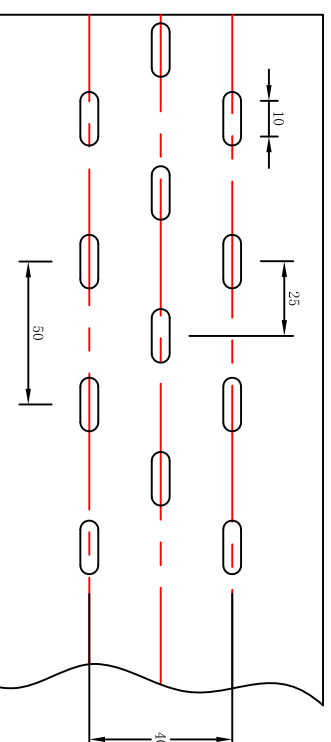
Slot Hole Size
M=6MM



Slot Hole Size
S=4MM



Mounting Hole Dimension
Small Duct



Large Duct



DIMENSION	TOLERANCES	FRIST ANGLE PROJ		LTR.	REVISION RECORD	DWG. BY	CHK. BY	DATE
0.0 0.00	±1	A	NEW PART	LTR.	NEW PART	alliuian	zy wang	202108
DWG. BY	CHK. BY	APP. BY	DATE					
CHK. BY	APP. BY							
UNIT	REV.	DWG. NO.						
mm	A	HIWA/QR-JZ-30-GW-4040						

HWAA 苏州惠华电子科技有限公司

未经授权不得修改和复印
该知识产权属于技术质量部