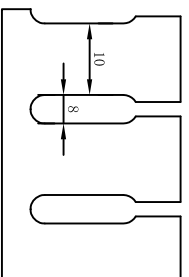
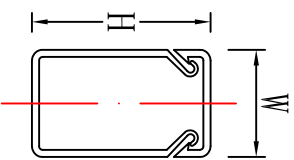
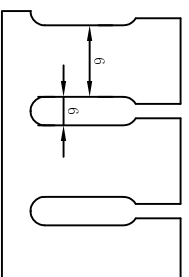
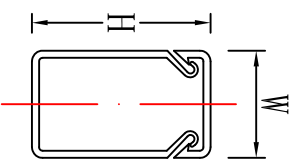


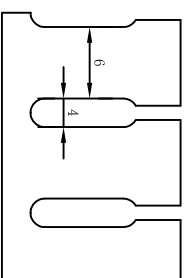
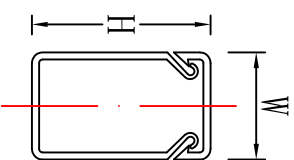
料号 Part NO.	品名 Parts Name	型号 Part NO.	出线孔尺寸 Slot Hole Size	宽*高 W*H (mm)	电线容量	槽底固定孔 Mounting Hole Dimension
30-GW-4545	绝缘配线槽	GW-4545	S/M/L	45*45	60-70	Small



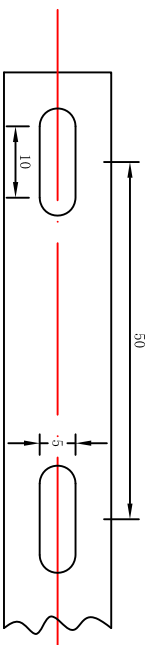
Slot Hole Size
L=8MM



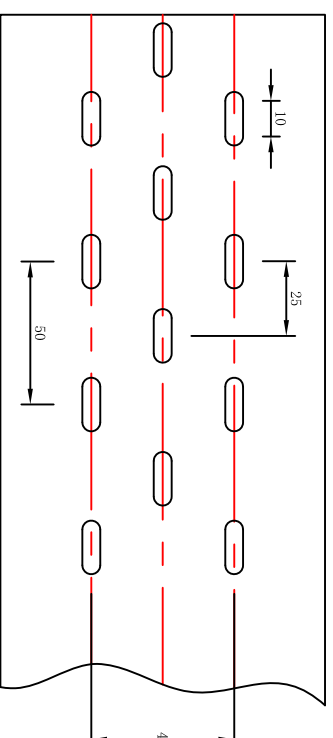
Slot Hole Size
M=6MM



Slot Hole Size
S=4MM



Mounting Hole Dimension
Small Duct



Large Duct



DIMENSION	TOLERANCES	FRIST ANGLE PROJ		LTR.	REVISION RECORD	DWG. BY	CHK. BY	DATE			
0.0 0.00	±1			A	NEW PART	<i>alliuian</i>	<i>zy wang</i>	<i>202108</i>			
DWG. BY	<i>lia liang</i>	UNIT	mm	CHK. BY	<i>alliuian</i>	REV.	A	APP. BY	<i>wang zhiyan</i>	DWG. NO.	HIWA/QR-JZ-30-GW-4545

苏州惠华电子科技有限公司

未经授权不得修改和复印
该知识产权属于技术质量部