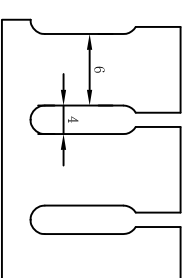
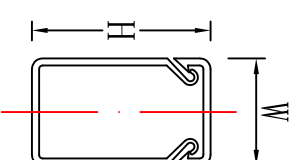
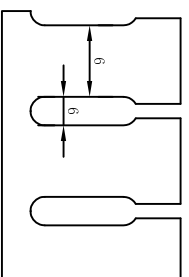
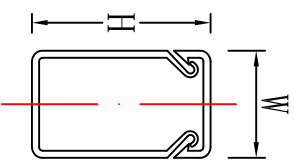
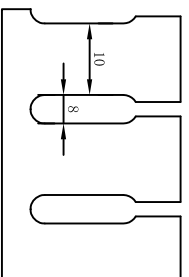
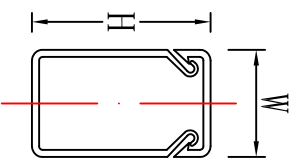


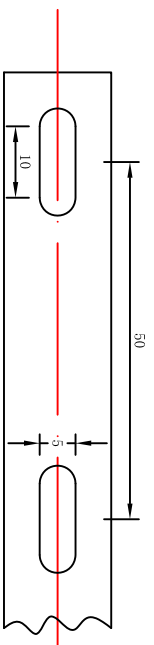
料号 Part NO.	品名 Parts Name	型号 Part NO.	出线孔尺寸 Slot Hole Size	宽*高 W*H (mm)	电线容量	槽底固定孔 Mounting Hole Dimension
30-GW-6545	绝缘配线槽	GW-6545	S/M/L	65*45	110-120	Small



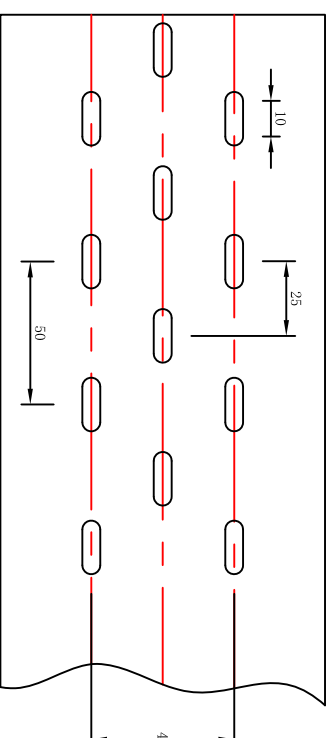
Slot Hole Size
L=8MM

Slot Hole Size
M=6MM

Slot Hole Size
S=4MM



Mounting Hole Dimension
Small Duct



Large Duct



DIMENSION	TOLERANCES	FRIST ANGLE PROJ		LTR.	REVISION RECORD	DWG. BY	CHK. BY	DATE	
0.0 0.00	±1			A	NEW PART	<i>alliuian</i>	<i>zy wang</i>	<i>202108</i>	
DWG. BY	<i>lia liang</i>	CHK. BY	<i>alliuian</i>	APP. BY	<i>wang zhiyan</i>	DWG. NO.	HIWA/QR-JZ-30-GW-6545	UNIT	mm
REV.	A								

苏州惠华电子科技有限公司

未经授权不得修改和复印
该知识产权属于技术质量部