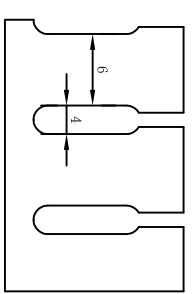
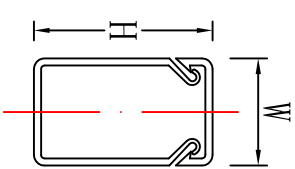
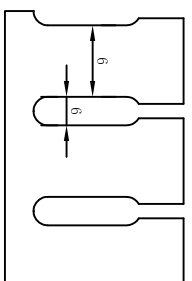
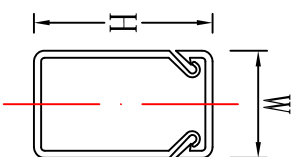
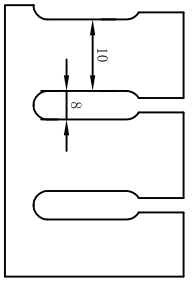
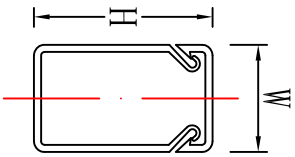


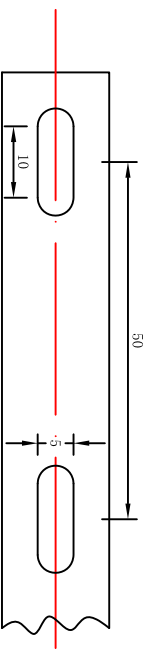
料号 Part NO.	品名 Parts Name	型号 Part NO.	出线孔尺寸 Slot Hole Size	宽*高 W*H (mm)	电线容量	槽底固定孔 Mounting Hole Dimension
30-GW-2516	绝缘配线槽	GW-2516	S/M/L	25*16	5-12	Small



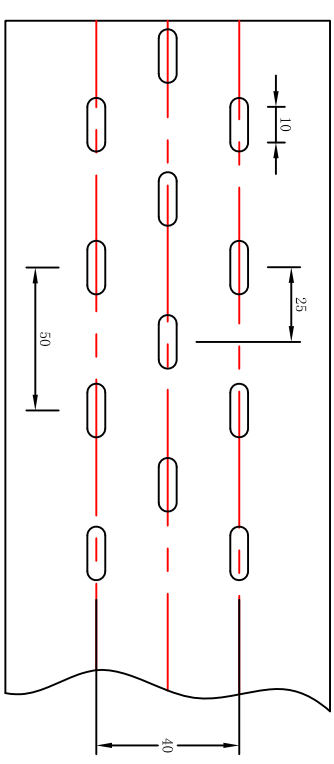
Slot Hole Size  
L=8MM

Slot Hole Size  
M=6MM

Slot Hole Size  
S=4MM



Mounting Hole Dimension  
Small Duct



Large Duct



DIMENSION	TOLERANCES							DWG. BY	UNIT		
0.0 0.00	±1							<i>lia liang</i>	mm		
FIRST ANGLE PROJ		A	NEW PART	<i>oullian</i>	<i>zy wang</i>	<i>202108</i>		CHK. BY	REV.	DWG. NO.	
		LTR.	REVISION RECORD	DWG. BY	CHK. BY	DATE		APP. BY			
								<i>wang zhiyan</i>	A	HIWA/QR-JZ-30-GW-2516	

未经授权不得修改和复制  
该知识产权属于技术质量部

苏州惠华电子科技有限公司